





# A Closer Look at Alaska 4-H General Project Insert



4-H



A Closer Look at Records is a guide to assist 4-H members in completing the *Alaska 4-H Record Book* along with the proper insert. You ~~will~~ need to complete a General, Home, or Life Record Project insert to complete or

The 4-H General Project Insert is used for a wide array of projects. It includes all 4-H projects except a horse project or a market livestock project. These can include but not limited to sewing; foods; computer; beekeeping; dog; pet; leadership; childcare; rabbits or poultry (not for market); arts; crafts; gardening; etc.

Complete page 1 at the beginning of the project.

For each project you are enrolled in, you will need a separate *4-H General Project Insert*. At the top of each one, write which project the insert is for. For example: if you are enrolled in the rabbit project, you would write "rabbit" in this space. If you are also enrolled in gardening, you would write "gardening" in this space on another insert.

Write your name.

How many years have you taken this particular project? If it is your first year, put one; second year, two; and so on.

How many years have you been enrolled in 4-H? How many years have you accumulated as a 4-H member? If you took a year or two off, that's OK. Write the number of years accumulated. Do include years as a Cloverbud. (This number should agree



perience. Because the value of the potholder is very much a matter of your opinion, you could decide the value of the potholder to be anywhere from 50 cents to \$5.

Income is also included in this box. Income means that if you sold something related to your project, how much money did that item bring in. Let's say you sold your potholder for \$2. You would write \$2 in this box.



In this box, you write the amount of time you spent on the activity. For example, it took you 15 minutes to feed and water your dog; the project meeting lasted one hour; or you worked on your power box for 30 minutes.



This box gives you the opportunity to write notes that will help you remember the activity. You may

“Project Highlights” are to be written when your project is completed. The purpose of the “Project



If you sell any equipment or project items, during the course of the time you are involved in the project, record it on this line. Also include fair premiums and value of project items used at home, such as garden produce or baked goods.

**Total income from project:** Add up all the above lines to give the total income.

If you purchase any supplies, equipment or have other expenses related to your project, record them on this line. You may also note this in your "Project

All the previous sections in the Project Insert have involved written documentation of many things, including what you've done, learned, spent and earned.

The picture section offers you the opportunity to present photographic documentation of your project work. Whether you are building, growing, raising, making, doing or learning something, photographs will show growth, change or improvement in the project. The instructions on this page offer several suggestions for picture ideas.

Don't forget to write a caption and include a date for each photograph. Take lots of pictures during the project year. You will be very glad that you did!



#### 4-H Pictures

Pictures of you with your 4-H project, participating in 4-H activities or receiving recognition, or results of your 4-H work. Caption each photograph with an explanation of the picture.



Use the following scoring rubric to help fill out the record book. This document will help you to know what is required of you depending on your age to receive a 100% on your record book when scored.

~ k ! fl \$ # " i ž ž fi / ° " ~ ž fi

Youth Name:

**General Records**

Final Score:

Score

r

# AVIATION

~ 7!fl \$#

"i žžfi / ° " v žfi

General Records	Score	Comment
-----------------	-------	---------

No events listed.

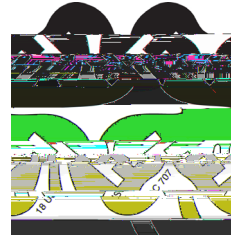
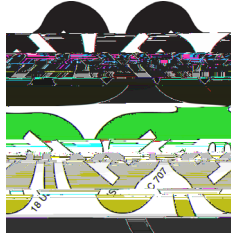
1 or 2 events listed.

3 or 4

ts listed with descriptions.



# HEAD



## The Motto

To make the best better.

## The Pledge

I pledge

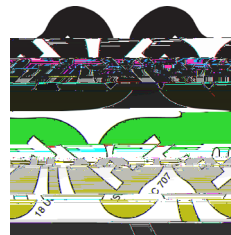
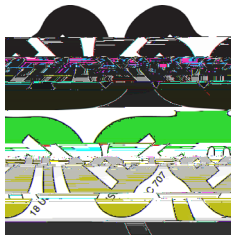
my HEAD to clearer thinking,  
my HEART to greater loyalty,  
my HANDS to larger service,  
my HEALTH to better living,  
for my club, my community,  
my country, and my world.

HEART

HANDS

## The Slogan

Learn by doing.



# HEALTH



Extension Faculty, 4-H and Youth Development



Published by the University of Alaska Fairbanks Cooperative Extension Service in cooperation with the United States Department of Agriculture. The University of Alaska Fairbanks is an AA/EO employer and educational institution and prohibits illegal discrimination against any individual: [www.alaska.edu/nondiscrimination](http://www.alaska.edu/nondiscrimination).

©2022 University of Alaska Fairbanks

06-22/ML/06-22