




FY15 Management Report at April 30, 2015
 F1 Unrestricted and FD Designated Funds
 Vice Chancellor for Research

FUND CATEGORY		TITLE4		Total Adjusted Budget	Actual Revenue at 4/30/15	Projected Revenue at 6/30/15	Projected Revenue (Over) Under Budget	Actual Expenditures & Encumb at 4/30/15	Projected Expenditures at 6/30/15	Projected Expenditures (Over) Under Budget	Projected UFB (Deficit) at 6/30/15
	Unrestricted	Geophysical Institute		13,915,762	12,465,623	13,419,417	496,345	10,159,922	13,090,635	825,127	328,782
		Institute o	2,789,972	3,232,279	1,408,120	359,958			1,048,161		
7,870	3,097,333	395,588	1,942,451	2,868,676	624,245	228,657					
4,962	2,232,467	340,744	1,537,812	1,855,464	717,747	377,003					
2,554	27,957,864	2,272,853	20,952,755	26,562,476	3,668,241	1,395,388					
0	10,138	1,128	0	10,138	1,128	0					
0	10,138	1,128	0	10,138	1,128	0					

FUND CATEGORY	TITLE4	DEPT	Total Adjusted Budget	Actual Revenue at 4/30/15	Projected Revenue at 6/30/15	Projected Revenue (Over) Under Budget	Actual Expenditures & Encumb at 4/30/15	Projected Expenditures at 6/30/15	Projected Expenditures (Over) Under Budget	Projected UFB (Deficit) at 6/30/15
Unrestricted	Geophysical Institute	GI Alaska Satellite Enterprise	1,041,216	1,040,477	1,040,477	739	1,040,577	1,195,539	(154,323)	(155,062)
		GI Alaska Satellite Facility	103,587	55,489	55,489	48,098	72,400	91,443	12,144	(35,954)
		GI Atmospheric Science	492,065	262,306	262,306	229,759	327,381	414,055	78,010	(151,749)
		GI Business Office	1,444,515	788,705	788,705	655,810	1,165,712	1,462,912	(18,397)	(674,207)
		GI Chaparral Physics	0	0	0	0	0	0	0	0
		GI Director's Office	680,464	363,483	363,483	316,981	495,138	616,804	63,660	(253,321)
		GI General Admin	1,414,602	4,406,455	5,152,597	(3,737,996)	394,567	1,453,326	(38,724)	3,699,271
		GI Geochronology	153,492	199,635	199,635	(46,143)	120,874	148,969	4,523	50,666
		GI Human Resources	258,124	138,968	138,968	119,156	189,996	238,800	19,324	(99,832)
		GI Information Office	799,362	455,773	455,773	343,589	517,316	645,402	153,960	(189,629)
		GI Library	377,891	201,443	201,443	176,448	233,530	281,227	96,664	(79,784)
		GI Maintenance	168,245	95,849	95,849	72,396	203,497	239,164	(70,919)	(143,315)
		GI Operations	783,295	426,213	426,213	357,082	590,848	738,452	44,843	(312,239)
		GI Operations Recharge	0	0	0	0	0	0	0	0
		GI Petrology Laboratory	35,000	18,657	18,657	16,343	23,470	29,413	5,587	(10,756)
		GI Poker Flat Research Range	0	0	0	0	(1,325)	(1,520)	1,520	1,520
		GI Remote Sensing	292,755	156,059	156,059	136,696	206,207	258,286	34,469	(102,227)
		GI Research	172,790	161,251	161,251	11,539	180,511	226,207	(53,417)	(64,956)
		GI Research on Campus	698,931	559,352	559,352	139,579	252,657	311,070	387,861	248,282
		GI Seismology	215,177	114,705	114,705	100,472	132,809	165,752	49,425	(51,047)
		GI Snow & Ice & Permafrost	579,074	304,425	304,425	274,649	352,482	437,108	141,966	(132,683)
		GI Space Physics	751,315	374,479	374,479	376,836	469,311	566,681	184,634	(192,202)
		GI Tectonics & Sedimentation	230,815	123,040	123,040	107,775	253,557	319,747	(88,932)	(196,707)
		GI Unused Orgs	0	0	0	0	0	0	0	0
		GI Volcanology	230,908	123,089	123,089	107,819	295,394	372,416	(141,508)	(249,326)
		GI Unmanned Aerial Systems	150,000	151,000	151,000	(1,000)	257,847	1,023	148,977	149,977
		GI Arctic Region Supercomputing Ctr	1,406,234	862,289	1,069,941	336,294	1,188,746	1,432,008	(25,774)	(362,068)
		GI State oology								



FUND CATEGORY	TITLE4	DEPT	Total Adjusted Budget	Actual Revenue at 4/30/15	Projected Revenue at 6/30/15	Projected Revenue (Over) Under Budget	Actual Expenditures & Encumb at 4/30/15	Projected Expenditures at 6/30/15	Projected Expenditures (Over) Under Budget	Projected UFB (Deficit) at 6/30/15
	Institute of Arctic Biology	IAB Research Greenhouse	94,900	85,746	94,900	(0)	67,735	89,140	5,760	5,760
		IAB Toolik Field Station	0	0	0	0	(737)	(0)	0	0



FUND CATEGORY	TITLE4	FUND	FUND TITLE	Beginning	Actual	Projected	Actual	Projected	Projected
				Fund	Revenue at	Revenue at	Expenditures	Expenditures at	Gain
				Balance	4/30/15	6/30/15	& Encumb at	6/30/15	6/30/15

[Redacted]

[Redacted]

[Redacted]

[Redacted]

[Redacted]

TITLE4	Revenue				Revenue Total	Expenditures								Expenditures Total
	Federal Receipts	Inter-Agency Receipts	U of A Receipts	UA Intra-Agency Transfers		Salaries & Benefits	Travel	Contractual Services	Commodities	Equipment	Land/Buildings	Student Aid	Miscellaneous	
Geophysical Institute	20,923,717	284,748	5,908,444	193,285	27,310,194	14,540,404	1,298,318	6,511,423	1,095,432	2,800,271	377,047	701,746	(14,446)	27,310,194
Institute of Arctic Biology	8,539,974	325,099	1,862,865	0	10,727,938	5,989,037	688,987	2,739,291	805,673	372,016	0	202,691	(69,758)	10,727,937
Intl Arctic Research Center	6,405,047	25,740	1,335,016	0	7,765,803	4,663,707	494,672	1,589,542	358,475	399,130	149,653	123,817		00