




FY17 Management Report at October 31, 2016
 F1 Unrestricted Funds with Dlevel Dept
 UAF Office of Information Technology

OIT Application Services Director	9,000	9,000	9,000	0	0	9,000	0	0
OIT Business Office	1,309,307	958,182	1,309,307	0	301,375	1,305,152	4,155	4,155
OIT Chief Information Tech Officer	25,000	25,000	25,000	0	5,729	25,000	(0)	(0)
OIT Core Applications	258,100	253,100	258,100	0	91,203	258,100	0	0
OIT Customer Support Services	2,365,800	2,147,500	2,365,800	0	733,387	2,365,800	(0)	(0)
OIT Network Operations-Engineering	124,100	124,100	124,100	0	40,621	123,510	590	590
OIT Security	262,500	260,925	262,500	0	99,492	262,660	(160)	(160)
OIT Systems Services	82,500	82,500	82,500	0	22,982	82,500	0	0
OIT Telephone Services	20,848	20,848	20,848	(0)	20,848	20,848	0	0
OIT User Services Director	193,400	193,400	193,400	0	65,398	193,400	(0)	(0)





173002 FC Copy Pool Recharge	99,007	62,894	255,100	212,666	252,746	2,354	101,361
173003 FC OIT Telephone Recharge	339,625	1,538,859	2,335,767	954,792	2,271,289	64,478	404,103
173029 FC OIT VoIP Loan Pass-Through	0	0	0	0	0	0	0
173047 FC OIT Server Recharge	95,173	32,680	109,678	21,790	109,093	585	95,759
173074 FC OIT Software Appl Services Rechg							



FY17 Management Report at October 31, 2016
Restricted Funds Projected at June 30, 2017
UAF Office of Information Technology

UAF Office Information Technology	144	93,928	76,671	170,743	109,445	4,128	56,925	245	0	170,743