







FUND CATEGORY	TITLE 3	Total Adjusted Budget	Actual Revenue at 04/30/24	Projected Revenue at 6/30/24	Projected Revenue (Over) Under Budget	Actual Expenditures & Encumbrance at 04/30/24	Projected Expenditures at 6/30/24	Projected Expenditures (Over) Under Budget	Projected UFB (Deficit) at 6/30/24
Designated	UAF Facilities Services	C	C	C	C	C	C	C	C
Designated Total		C	C	C	C	C	C	C	C
Matching Unrestricted	UAF Nanook Technology Services	C	C	C	C	1,731	1,731	(1,731)	(1,731)
Matching Unrestricted Total		C	C	C	C	1,731	1,731	(1,731)	(1,731)
Multi-Year Events	UAF Facilities Services	934,800	C	47,724	887,076	47,724	47,724	887,076	C
	UAF Safety Services	396,300	C	C	396,300	567	0	396,300	C
Multi-Year Events Total		1,331,100	C	47,724	1,283,376	53,391	47,724	1,283,376	1
Unrestricted	UAF Facilities Services	18,720,900	18,887,300	23,190,000	(4,469,100)	20,609,220	23,138,200	(4,417,300)	51,800
	UAF Financial Services	5,943,700							

FUND CATEGORY	TITLE 3	DEPT	Total Adjusted Budget	Actual Revenue at 01/30/24	Projected Revenue at 6/30/24	Projected Revenue (Over) Under Budget	Actual Expenditures & Encumbr at 01/30/24	Projected Expenditures at 6/30/24	Projected Expenditures (Over) Under Budget	Projected UFB (Deficit) at 6/30/24
Designated	UAF Facilities Services	FS Admin	0	0	0	0	0	0	0	0
		FS Design & Construction	0	0	0	0	0	0	0	0
	UAF Facilities Services Total		0	0	0	0	0	0	0	0
Designated Des	†	00								



FY24 Management Report at April 30, 2024
 F1 Unrestricted, FCMatching Unrestricted, and FVM Multi-Year Events Funds Projected at June 30, 2024
 Vice Chancellor for Administrative Services

FUND CATEGORY	TITLE 3	Revenue								Revenue Total	Expenditures							Expenditures Total		
		Federal Receipts	General Fund- State Appr	Interest Income	Student Tuition/Fees/Serv	Indirect Cost Recovery	UofA Receipts	UAI Intra-Agency Transfers	Salaries & Benefits		Travel	Contractual Services	Commodities	Capital Outlay	Land/Buildings	Miscellaneous				
Matching Unrestricted	UAF Nanook Technology Services	C	C	C	C	C	C	C	C	C	C	C	C	C	1,731	C	C	C	C	1,731
Matching Unrestricted Total		C	C	C	C	C	C	C	C	C	C	C	C	C	1,731	C	C	C	C	1,731
Multi-Year Events	UAF Facilities Services	C	C	C	C	C	C	C	47,724	47,724	C	C	47,724	C	C	C	C	C	C	47,724
	UAF Safety Services	C	C	C	C	C	C	C	C	C	C	C	12,555	18,564	C	C	(31,123)	C	(9)	(9)
Multi-Year Events Total		C	C	C	C	C	C	C	47,724	47,724	C	C	60,279	18,564	C	C	(31,123)	C	47,724	
Unrestricted	UAF Facilities Services	C	11,728,901	C	C	6,580,101	898,101	4,012,901	23,190,001	4,210,181	37,691	13,790,121	1,743,391	1,758,731	1,078,051	520,001	23,138,201			
	UAF Financial Services	11,221	2,800,901	1,471	778,481	1,615,011	694,571	263,091	6,164,731	5,776,481	71,271	212,581	217,381	C	671	6,278,391				
	UAF Nanook Technology Services	C	3,023,101	C	1,130,131	431	29,901	81	4,188,231	1,713,251	24,071	758,091	588,461	411,441	C	71	3,465,401			
	UAF Safety Services	C	3,746,301	C	159,601	383,601	275,971	120,391	4,685,871	3,493,121	27,761	571,081	204,821	11,841	155,171	110,401	4,574,217			
	UAF VCAS Operations	C	23,801	C	172,751	121,631	1,729,141	100,131	2,147,461	394,871	451	264,771	18,731	C	70,631	77,981	831,521			
Unrestricted Total		11,221	21,323,001	1,471	2,240,961	8,674,661	3,627,691	4,497,371	40,376,401	15,587,921	165,311	15,596,661	2,742,801	2,182,021	1,303,861	709,141	38,287,741			
Grand Total		11,221	21,323,001	1,471	2,240,961	8,674,661	3,627,691	4,497,371	40,424,121	15,587,921	165,311	15,656,941	2,763,101	2,182,021	1,303,861	678,021	38,337,201			

FUNDCATEGORY	TITLE3	FUND	FUNDTITLE	Actual Revenueat
--------------	--------	------	-----------	---------------------

Revenue					Revenue Total	Expenditures						Expenditures Total	
TITLE3	Federal Receipts	General Fund-State Appr	Inter-Agency Receipts	UofA Receipts		Salaries & Benefits	Travel	Contractual Services	Commodities	Capital Outlay	Land/Buildings	Miscellaneous	
UAF Facilities Services													