





FUND CATEGORY	TITLE4	Total Adjusted Budget	Actual Revenue a 03/31/24	Projected Revenue a 6/30/24	Projected Revenue (Over) Under Budget	Actual Expenditures Encumb at 03/31/24	Projected Expenditure at 6/30/24	Projected Expenditures (Over) Under Budget	Projected UFB (Deficit) a 6/30/24
Unrestricted									
Unrestricted Total		13,730,312	13,160,233	14,262,588	(532,276)	11,322,272	15,542,510	(1,812,198)	(1,279,920)
Grand Total		13,730,312	13,160,233	14,262,588	(532,276)	11,322,272	15,542,510	(1,812,198)	(1,279,920)







Revenue	Revenue Total	Expenditures	Expenditures